

**SUMMARY OF APPROPRIATIONS, ALLOTMENTS, OBLIGATIONS, DISBURSEMENTS AND BALANCES BY OBJECT OF EXPENDITURES**  
**As at the Quarter Ending December 31, 2023**

Department : State Universities and Colleges (SUCs)  
 Agency : Batangas State University  
 Operating Unit : < not applicable >  
 Organization Code (UACS) : 08 038 0000000  
 Fund Cluster : 01 Regular Agency Fund

X	Current Year Appropriations
	Supplemental Appropriations
	Continuing Appropriations

(e.g. UACS Fund Cluster: 01-Regular Agency Fund, 02-Foreign Assisted Projects Fund, 03-Special Account-Locally Funded/Domestic Grants Fund, and 04-Special Account-Foreign Assisted/Foreign Grants Fund)

Particulars	UACS CODE	Appropriations			Allotments					Obligations				
		Authorized Appropriations	Adjustments (Transfer To/From, Modifications/ Augmentations)	Adjusted Appropriations	Allotments Received	Adjustments (Reductions, Modifications/ Augmentations)	Transfer To	Transfer From	Adjusted Allotments	1st Quarter Ending March 31	2nd Quarter Ending June 30	3rd Quarter Ending September 30	4th Quarter Ending December 31	Total
1	2	3	4	5=(3+4)	6	7	8	9	10=[(6+(-)7)-8+9]	11	12	13	14	
<b>SUMMARY</b>		<b>1,718,603,000.00</b>	<b>28,366,011.00</b>	<b>1,746,969,011.00</b>	<b>1,702,566,812.00</b>	<b>24,317,477.00</b>	-	-	<b>1,726,884,289.00</b>	<b>150,690,237.56</b>	<b>627,634,419.42</b>	<b>244,430,960.60</b>	<b>595,728,620.07</b>	<b>1,618,484,237.65</b>
<b>A. AGENCY SPECIFIC BUDGET</b>		<b>1,679,626,000.00</b>	-	<b>1,679,626,000.00</b>	<b>1,659,541,278.00</b>	-	-	-	<b>1,659,541,278.00</b>	<b>140,351,940.83</b>	<b>617,162,023.55</b>	<b>210,016,613.25</b>	<b>583,649,550.68</b>	<b>1,551,180,128.31</b>
<b>Personnel Services</b>		<b>514,801,000.00</b>	<b>20,480,775.00</b>	<b>535,281,775.00</b>	<b>494,716,278.00</b>	<b>20,480,775.00</b>	-	-	<b>515,197,053.00</b>	<b>100,130,117.49</b>	<b>136,711,759.14</b>	<b>97,378,275.55</b>	<b>180,976,900.82</b>	<b>515,197,053.00</b>
<b>Salaries and Wages</b>		<b>327,171,000.00</b>	<b>- 13,783,694.93</b>	<b>313,387,305.07</b>	<b>327,171,000.00</b>	<b>- 13,783,694.93</b>	-	-	<b>313,387,305.07</b>	<b>89,026,852.21</b>	<b>89,518,914.95</b>	<b>88,951,811.95</b>	<b>45,889,725.96</b>	<b>313,387,305.07</b>
Salaries and Wages - Regular	5010101000	324,806,000.00	- 13,597,888.11	311,208,111.89	324,806,000.00	- 13,597,888.11	-	-	311,208,111.89	88,557,644.89	88,836,884.59	88,526,606.95	45,286,975.46	311,208,111.89
Basic Salary - Civilian	5010101001	324,806,000.00	- 13,597,888.11	311,208,111.89	324,806,000.00	- 13,597,888.11	-	-	311,208,111.89	88,557,644.89	88,836,884.59	88,526,606.95	45,286,975.46	311,208,111.89
Salaries and Wages - Casual/Contractual	5010102000	2,365,000.00	- 185,806.82	2,179,193.18	2,365,000.00	- 185,806.82	-	-	2,179,193.18	469,207.32	682,030.36	425,205.00	602,750.50	2,179,193.18
<b>Other Compensation</b>		<b>107,723,000.00</b>	<b>20,237,245.11</b>	<b>127,960,245.11</b>	<b>107,723,000.00</b>	<b>20,237,245.11</b>	-	-	<b>127,960,245.11</b>	<b>8,448,785.82</b>	<b>44,873,753.14</b>	<b>5,828,209.27</b>	<b>68,809,496.88</b>	<b>127,960,245.11</b>
Personal Economic Relief Allowance (PERA)	5010201000	16,776,000.00	- 546,252.29	16,229,747.71	16,776,000.00	- 546,252.29	-	-	16,229,747.71	4,019,234.10	4,039,673.69	4,026,018.03	4,144,821.89	16,229,747.71
PERA - Civilian	5010201001	16,776,000.00	- 546,252.29	16,229,747.71	16,776,000.00	- 546,252.29	-	-	16,229,747.71	4,019,234.10	4,039,673.69	4,026,018.03	4,144,821.89	16,229,747.71
Representation Allowance (RA)	5010202000	402,000.00	1,526,500.00	1,928,500.00	402,000.00	1,526,500.00	-	-	1,928,500.00	341,750.00	480,000.00	495,500.00	611,250.00	1,928,500.00
Transportation Allowance (TA)	5010203000	402,000.00	1,525,250.00	1,927,250.00	402,000.00	1,525,250.00	-	-	1,927,250.00	341,750.00	480,000.00	495,500.00	610,000.00	1,927,250.00
Transportation Allowance (TA)	5010203001	402,000.00	1,525,250.00	1,927,250.00	402,000.00	1,525,250.00	-	-	1,927,250.00	341,750.00	480,000.00	495,500.00	610,000.00	1,927,250.00
Clothing/Uniform Allowance	5010204000	4,194,000.00	- 144,000.00	4,050,000.00	4,194,000.00	- 144,000.00	-	-	4,050,000.00	-	3,774,000.00	66,000.00	210,000.00	4,050,000.00
Clothing/Uniform Allowance - Civilian	5010204001	4,194,000.00	- 144,000.00	4,050,000.00	4,194,000.00	- 144,000.00	-	-	4,050,000.00	-	3,774,000.00	66,000.00	210,000.00	4,050,000.00
Subsistence Allowance (SA)	5010205000	118,000.00	- 21,675.00	96,325.00	118,000.00	- 21,675.00	-	-	96,325.00	11,850.00	22,100.00	26,725.00	35,650.00	96,325.00
Subsistence Allowance - Magna Carta for Public Health Workers under R.A. 7305	5010205003	118,000.00	- 21,675.00	96,325.00	118,000.00	- 21,675.00	-	-	96,325.00	11,850.00	22,100.00	26,725.00	35,650.00	96,325.00
Laundry Allowance ( LA )	5010206000	17,000.00	- 3,687.75	13,312.25	17,000.00	- 3,687.75	-	-	13,312.25	1,745.42	3,054.50	3,644.26	4,868.07	13,312.25
Laundry Allowance - Magna Carta Benefits for Public Health Workers under R.A. 7305	5010206004	17,000.00	- 3,687.75	13,312.25	17,000.00	- 3,687.75	-	-	13,312.25	1,745.42	3,054.50	3,644.26	4,868.07	13,312.25
Honoraria	5010210000	20,500,000.00	- 4,124,280.52	16,375,719.48	20,500,000.00	- 4,124,280.52	-	-	16,375,719.48	3,732,456.30	4,566,372.32	292,952.62	7,783,938.24	16,375,719.48
Honoraria - Civilian	5010210001	20,500,000.00	- 4,124,280.52	16,375,719.48	20,500,000.00	- 4,124,280.52	-	-	16,375,719.48	3,732,456.30	4,566,372.32	292,952.62	7,783,938.24	16,375,719.48
Hazard Pay ( HP )	5010211000	1,838,000.00	- 794,214.85	1,043,785.15	1,838,000.00	- 794,214.85	-	-	1,043,785.15	-	257,279.63	231,832.62	554,672.90	1,043,785.15
HP - Magna Carta Benefits for Science and Technology under R.A. 8439	5010211004	-	131,137.05	131,137.05	-	131,137.05	-	-	131,137.05	-	43,969.61	-	87,167.44	131,137.05
HP - Magna Carta Benefits for Public Health Workers under R.A. 7305	5010211005	1,838,000.00	- 925,351.90	912,648.10	1,838,000.00	- 925,351.90	-	-	912,648.10	-	213,310.02	231,832.62	467,505.46	912,648.10
Year End Bonus	5010214000	27,067,000.00	1,640,621.78	28,707,621.78	27,067,000.00	1,640,621.78	-	-	28,707,621.78	-	-	-	28,707,621.78	28,707,621.78

Particulars	UACS CODE	Disbursements					Total	Balances			
		1st Quarter Ending March 31	2nd Quarter Ending June 30	3rd Quarter Ending September 30	4th Quarter Ending December 31	Unreleased Appropriations		Unobligated Allotments	Unpaid Obligations (15-20)=(23+24)		
									Due and Demandable	Not Yet Due and Demandable	
1	2	16	17	18	19	20=(16+17+18+19)	21=(5-10)	22=(10-15)	23	24	
<b>SUMMARY</b>		<b>144,334,576.35</b>	<b>627,581,123.50</b>	<b>206,544,201.62</b>	<b>602,679,182.82</b>	<b>1,581,139,084.29</b>	<b>20,084,722.00</b>	<b>108,400,051.35</b>	<b>5,911,761.93</b>	<b>31,433,391.43</b>	
<b>A. AGENCY SPECIFIC BUDGET</b>		<b>133,996,420.10</b>	<b>617,457,175.12</b>	<b>174,099,215.88</b>	<b>588,387,076.65</b>	<b>1,513,939,887.75</b>	<b>20,084,722.00</b>	<b>108,361,149.69</b>	<b>5,806,849.13</b>	<b>31,433,391.43</b>	
<b>Personnel Services</b>		<b>99,407,840.14</b>	<b>135,605,485.91</b>	<b>95,954,493.03</b>	<b>180,892,448.64</b>	<b>511,860,267.72</b>	<b>20,084,722.00</b>	-	<b>3,336,785.28</b>	-	
<b>Salaries and Wages</b>		<b>88,462,737.72</b>	<b>88,371,550.69</b>	<b>87,697,693.95</b>	<b>48,255,356.40</b>	<b>312,787,338.76</b>	-	-	<b>599,966.31</b>	-	
Salaries and Wages - Regular	5010101000	87,998,632.04	87,713,781.39	87,261,751.97	47,668,383.75	310,642,549.15	-	-	565,562.74	-	
Basic Salary - Civilian	5010101001	87,998,632.04	87,713,781.39	87,261,751.97	47,668,383.75	310,642,549.15	-	-	565,562.74	-	
Salaries and Wages - Casual/Contractual	5010102000	464,105.68	657,769.30	435,941.98	586,972.65	2,144,789.61	-	-	34,403.57	-	
<b>Other Compensation</b>		<b>8,290,922.96</b>	<b>44,923,011.17</b>	<b>5,863,584.35</b>	<b>66,882,549.29</b>	<b>125,960,067.77</b>	-	-	<b>2,000,177.34</b>	-	
Personal Economic Relief Allowance (PERA)	5010201000	4,018,063.26	4,038,037.31	4,014,832.58	4,146,726.27	16,217,659.42	-	-	12,088.29	-	
PERA - Civilian	5010201001	4,018,063.26	4,038,037.31	4,014,832.58	4,146,726.27	16,217,659.42	-	-	12,088.29	-	
Representation Allowance (RA)	5010202000	288,750.00	506,500.00	495,500.00	615,250.00	1,906,000.00	-	-	22,500.00	-	
Transportation Allowance (TA)	5010203000	288,750.00	506,500.00	495,500.00	614,000.00	1,904,750.00	-	-	22,500.00	-	
Transportation Allowance (TA)	5010203001	288,750.00	506,500.00	495,500.00	614,000.00	1,904,750.00	-	-	22,500.00	-	
Clothing/Uniform Allowance	5010204000	-	3,768,000.00	72,000.00	210,000.00	4,050,000.00	-	-	-	-	
Clothing/Uniform Allowance - Civilian	5010204001	-	3,768,000.00	72,000.00	210,000.00	4,050,000.00	-	-	-	-	
Subsistence Allowance (SA)	5010205000	11,850.00	22,100.00	23,725.00	35,625.00	93,300.00	-	-	3,025.00	-	
Subsistence Allowance - Magna Carta for Public Health Workers under R.A. 7305	5010205003	11,850.00	22,100.00	23,725.00	35,625.00	93,300.00	-	-	3,025.00	-	
Laundry Allowance ( LA )	5010206000	1,745.42	3,054.50	3,235.18	4,864.67	12,899.77	-	-	412.48	-	
Laundry Allowance - Magna Carta Benefits for Public Health Workers under R.A. 7305	5010206004	1,745.42	3,054.50	3,235.18	4,864.67	12,899.77	-	-	412.48	-	
Honoraria	5010210000	3,681,764.28	4,614,236.34	292,952.62	6,685,992.08	15,274,945.32	-	-	1,100,774.16	-	
Honoraria - Civilian	5010210001	3,681,764.28	4,614,236.34	292,952.62	6,685,992.08	15,274,945.32	-	-	1,100,774.16	-	
Hazard Pay ( HP )	5010211000	-	213,310.02	275,802.23	462,249.49	951,361.74	-	-	92,423.41	-	
HP - Magna Carta Benefits for Science and Technology under R.A. 8439	5010211004	-	-	43,969.61	38,307.80	82,277.41	-	-	48,859.64	-	
HP - Magna Carta Benefits for Public Health Workers under R.A. 7305	5010211005	-	213,310.02	231,832.62	423,941.69	869,084.33	-	-	43,563.77	-	
Year End Bonus	5010214000	-	-	-	28,558,513.18	28,558,513.18	-	-	149,108.60	-	



Particulars	UACS CODE	Disbursements					Balances				
		1st Quarter Ending March 31	2nd Quarter Ending June 30	3rd Quarter Ending September 30	4th Quarter Ending December 31	Total	Unreleased Appropriations	Unobligated Allotments	Unpaid Obligations (15-20)=(23+24)		
		16	17	18	19	20=(16+17+18+19)			21=(5-10)	22=(10-15)	Due and Demandable 23
Bonus - Civilian	5010214001	-	-	-	28,558,513.18	28,558,513.18	-	-	149,108.60	-	
Cash Gift	5010215000	-	-	-	3,449,250.00	3,449,250.00	-	-	20,500.00	-	
Cash Gift - Civilian	5010215001	-	-	-	3,449,250.00	3,449,250.00	-	-	20,500.00	-	
Mid-Year Bonus - Civilian	5010216000	-	29,270,273.00	-	1,328,351.00	27,941,922.00	-	-	-	-	
Mid-Year Bonus - Civilian	5010216001	-	29,270,273.00	-	1,328,351.00	27,941,922.00	-	-	-	-	
Other Bonuses and Allowances	5010299000	-	1,981,000.00	190,036.74	23,428,429.60	25,599,466.34	-	-	576,845.40	-	
Per Diems - Civilian	5010299001	-	76,000.00	55,000.00	79,000.00	210,000.00	-	-	-	-	
Collective Negotiation Agreement Incentive - Civilian	5010299011	-	-	-	19,908,929.60	19,908,929.60	-	-	571,845.40	-	
Productivity Enhancement Incentive - Civilian	5010299012	-	-	-	3,440,500.00	3,440,500.00	-	-	5,000.00	-	
Performance Based Bonus - Civilian	5010299014	-	-	135,036.74	-	135,036.74	-	-	-	-	
Anniversary Bonus - Civilian	5010299038	-	1,905,000.00	-	-	1,905,000.00	-	-	-	-	
<b>Personnel Benefit Contributions</b>		<b>2,015,734.52</b>	<b>1,974,108.82</b>	<b>1,910,884.76</b>	<b>2,227,321.13</b>	<b>8,128,049.23</b>	-	-	<b>62,643.64</b>	-	
Pag-IBIG Contributions	5010302000	196,200.00	191,800.00	186,500.00	253,400.00	827,900.00	-	-	1,000.00	-	
Pag-IBIG - Civilian	5010302001	196,200.00	191,800.00	186,500.00	253,400.00	827,900.00	-	-	1,000.00	-	
PhilHealth Contributions	5010303000	1,622,834.52	1,590,508.82	1,518,284.76	1,738,721.13	6,470,349.23	-	-	60,743.64	-	
PhilHealth - Civilian	5010303001	1,622,834.52	1,590,508.82	1,518,284.76	1,738,721.13	6,470,349.23	-	-	60,743.64	-	
Employees Compensation Insurance Premiums	5010304000	196,700.00	191,800.00	206,100.00	235,200.00	829,800.00	-	-	900.00	-	
ECIP - Civilian	5010304001	196,700.00	191,800.00	206,100.00	235,200.00	829,800.00	-	-	900.00	-	
<b>Other Personnel Benefits</b>		<b>638,444.94</b>	<b>336,815.23</b>	<b>482,329.97</b>	<b>63,527,221.82</b>	<b>64,984,811.96</b>	<b>20,084,722.00</b>	-	<b>673,997.99</b>	-	
Terminal Leave Benefits	5010403000	638,444.94	336,815.23	482,329.97	432,330.60	1,889,920.74	-	-	33,611.21	-	
Terminal Leave Benefits - Civilian	5010403001	638,444.94	336,815.23	482,329.97	432,330.60	1,889,920.74	-	-	33,611.21	-	
Other Personnel Benefits	5010499000	-	-	-	63,094,891.22	63,094,891.22	20,084,722.00	-	640,386.78	-	
Lump-sum for Filling of Positions - Civilian	5010499007	-	-	-	48,135,118.11	48,135,118.11	20,084,722.00	-	225,159.89	-	
Lump-sum for Step Increments - Length of Service	5010499010	-	-	-	811,000.00	811,000.00	-	-	-	-	
Loyalty Award - Civilian	5010499015	-	-	-	530,000.00	530,000.00	-	-	-	-	
Other Personnel Benefits	5010499099	-	-	-	13,618,773.11	13,618,773.11	-	-	415,226.89	-	
<b>Maintenance and Other Operating Expenses</b>		<b>34,588,579.96</b>	<b>481,851,689.21</b>	<b>78,144,722.85</b>	<b>400,385,178.34</b>	<b>994,970,170.36</b>	-	<b>38,245,539.28</b>	<b>2,277,405.98</b>	<b>3,851,109.38</b>	
<b>Traveling Expenses</b>		<b>375,917.00</b>	<b>582,254.84</b>	<b>692,411.01</b>	<b>789,074.02</b>	<b>2,439,656.87</b>	-	-	<b>81,763.50</b>	<b>13,550.00</b>	
Traveling Expenses - Local	5020101000	375,917.00	582,254.84	692,411.01	789,074.02	2,439,656.87	-	-	81,763.50	13,550.00	
<b>Training and Scholarship Expenses</b>		<b>1,241,756.30</b>	<b>1,417,192.14</b>	<b>1,701,699.41</b>	<b>1,358,300.46</b>	<b>5,718,948.31</b>	-	-	<b>81,036.00</b>	<b>44,970.00</b>	
Training Expenses	5020201000	1,241,756.30	1,417,192.14	1,701,699.41	1,358,300.46	5,718,948.31	-	-	81,036.00	44,970.00	
Training Expenses	5020201002	1,241,756.30	1,417,192.14	1,701,699.41	1,358,300.46	5,718,948.31	-	-	81,036.00	44,970.00	
<b>Supplies and Materials Expenses</b>		<b>971,934.44</b>	<b>1,859,064.37</b>	<b>2,148,711.43</b>	<b>2,149,439.50</b>	<b>7,129,149.74</b>	-	-	<b>272,068.44</b>	<b>2,408,344.50</b>	
Office Supplies Expenses	5020301000	408,433.75	412,934.48	1,107,978.71	961,874.77	2,891,221.71	-	-	82,563.25	1,722,232.24	
Office Supplies Expenses	5020301002	408,433.75	412,934.48	1,107,978.71	961,874.77	2,891,221.71	-	-	82,563.25	1,722,232.24	
Accountable Forms Expenses	5020302000	88,480.00	6,160.00	7,440.00	79,020.00	181,100.00	-	-	-	31,520.00	
Drugs and Medicines Expenses	5020307000	-	-	27,975.00	-	27,975.00	-	-	-	-	
Medical, Dental and Laboratory Supplies Expenses	5020308000	-	-	3,850.00	-	3,850.00	-	-	-	-	
Fuel, Oil and Lubricants Expenses	5020309000	396,202.82	457,807.88	466,226.62	657,801.28	1,978,038.60	-	-	45,085.35	14,594.00	
Textbooks and Instructional Materials Expenses	5020311000	-	-	86,352.00	3,598.00	89,950.00	-	-	28,530.00	68,740.00	







Particulars	UACS CODE	Disbursements					Balances				
		1st Quarter Ending March 31	2nd Quarter Ending June 30	3rd Quarter Ending September 30	4th Quarter Ending December 31	Total	Unreleased Appropriations	Unobligated Allotments	Unpaid Obligations (15-20)=(23+24)		
		16	17	18	19	20=(16+17+18+19)			Due and Demandable	Not Yet Due and Demandable	
1	2	16	17	18	19	20=(16+17+18+19)	21=(5-10)	22=(10-15)	23	24	
Communication Equipment	5021305007	-	-	-	998.00	998.00	-	-	-	-	-
Other Machinery and Equipment	5021305099	12,738.93	721.07	1,200.00	8,015.00	22,675.00	-	-	-	-	-
Repairs and Maintenance - Transportation	5021306000	94,298.42	134,753.36	297,500.86	438,534.53	965,087.17	-	-	-	-	123,000.00
Motor Vehicles	5021306001	94,298.42	134,753.36	297,500.86	438,534.53	965,087.17	-	-	-	-	123,000.00
Repairs and Maintenance - Furniture and Fixtures	5021307000	-	-	-	1,574.00	1,574.00	-	-	-	-	-
Repairs and Maintenance - Other Property, Plant	5021399000	-	-	-	-	-	-	-	-	-	-
Other Property, Plant and Equipment	5021399099	-	-	-	-	-	-	-	-	-	-
<b>Financial Assistance/Subsidy</b>		-	<b>443,679,252.00</b>	<b>55,761,484.00</b>	<b>362,096,764.00</b>	<b>861,537,500.00</b>	-	<b>4,500.00</b>	-	-	-
Subsidies - Others	5021499000	-	443,679,252.00	55,761,484.00	362,096,764.00	861,537,500.00	-	4,500.00	-	-	-
<b>Taxes, Insurance Premiums and Other Fees</b>		<b>683,449.34</b>	<b>138,155.59</b>	<b>476,342.23</b>	<b>144,401.99</b>	<b>1,442,349.15</b>	-	-	-	-	-
Taxes, Duties and Licenses	5021501000	2,792.00	2,939.00	62,340.00	2,010.00	70,081.00	-	-	-	-	-
Taxes, Duties and Licenses	5021501001	2,792.00	2,939.00	62,340.00	2,010.00	70,081.00	-	-	-	-	-
Fidelity Bond Premiums	5021502000	676,500.00	40,800.00	165,000.00	8,250.00	890,550.00	-	-	-	-	-
Insurance Expenses	5021503000	4,157.34	94,416.59	249,002.23	134,141.99	481,718.15	-	-	-	-	-
<b>Other Maintenance and Operating Expenses</b>		<b>251,561.76</b>	<b>704,984.70</b>	<b>682,057.77</b>	<b>3,854,568.96</b>	<b>5,493,173.19</b>	-	<b>36,241,039.28</b>	<b>404,385.85</b>	<b>1,095,553.11</b>	
Printing and Publication Expenses	5029902000	1,435.00	3,204.00	1,440.00	300.00	6,379.00	-	-	-	-	4,000.00
Representation Expenses	5029903000	91,983.65	132,672.60	115,589.52	433,954.15	774,199.92	-	-	14,614.60	6,254.84	
Rent/Lease Expenses	5029905000	-	75,000.00	16,000.00	53,450.00	144,450.00	-	-	67,500.00	35,000.00	
Rents - Motor Vehicles	5029905003	-	-	16,000.00	18,000.00	34,000.00	-	-	67,500.00	-	
Rents - Equipment	5029905004	-	75,000.00	-	35,450.00	110,450.00	-	-	-	35,000.00	
Membership Dues and Contributions to	5029906000	50,000.00	20,500.00	-	-	70,500.00	-	-	-	150.00	
Subscription Expenses	5029907000	11,962.01	158,090.09	27,308.93	39,832.66	237,193.69	-	-	6,096.08	2,410.22	
Other Subscription Expenses	5029907099	11,962.01	158,090.09	27,308.93	39,832.66	237,193.69	-	-	6,096.08	2,410.22	
Other Maintenance and Operating Expenses	5029999000	96,181.10	315,518.01	521,719.32	3,327,032.15	4,260,450.58	-	36,241,039.28	316,175.17	1,047,738.05	
Other Maintenance and Operating Expenses	5029999099	96,181.10	315,518.01	521,719.32	3,327,032.15	4,260,450.58	-	36,241,039.28	316,175.17	1,047,738.05	
<b>Capital Outlays</b>		-	-	-	<b>7,109,449.67</b>	<b>7,109,449.67</b>	-	<b>70,115,610.41</b>	<b>192,657.87</b>	<b>27,582,282.05</b>	
<b>Property, Plant and Equipment Outlay</b>		-	-	-	<b>7,109,449.67</b>	<b>7,109,449.67</b>	-	<b>70,115,610.41</b>	<b>192,657.87</b>	<b>27,582,282.05</b>	
Buildings and Other Structures	5060404000	-	-	-	7,109,449.67	7,109,449.67	-	20,115,610.41	192,657.87	27,582,282.05	
Buildings	5060404001	-	-	-	3,613,595.93	3,613,595.93	-	18,421,302.03	192,657.87	7,772,444.17	
School Buildings	5060404002	-	-	-	3,495,853.74	3,495,853.74	-	1,694,308.38	-	19,809,837.88	
Machinery and Equipment Outlay	5060405000	-	-	-	-	-	-	50,000,000.00	-	-	
Other Machinery and Equipment	5060405099	-	-	-	-	-	-	50,000,000.00	-	-	
<b>B. AUTOMATIC APPROPRIATIONS</b>		<b>10,338,156.25</b>	<b>10,123,948.38</b>	<b>10,635,815.76</b>	<b>11,855,070.30</b>	<b>42,952,990.69</b>	-	<b>38,901.66</b>	<b>33,641.65</b>	-	
Retirement and Life Insurance Premiums		<b>10,338,156.25</b>	<b>10,123,948.38</b>	<b>10,635,815.76</b>	<b>11,855,070.30</b>	<b>42,952,990.69</b>	-	<b>38,901.66</b>	<b>33,641.65</b>	-	
<b>C. SPECIAL PURPOSE FUNDS</b>		-	-	<b>21,809,169.98</b>	<b>2,437,035.87</b>	<b>24,246,205.85</b>	-	-	<b>71,271.15</b>	-	
<b>Miscellaneous Personnel Benefits Fund</b>		-	-	<b>10,165,147.98</b>	<b>1,667,503.87</b>	<b>11,832,651.85</b>	-	-	<b>71,271.15</b>	-	
<b>Other Compensation</b>	<b>5010200000</b>	-	-	<b>10,165,147.98</b>	<b>1,667,503.87</b>	<b>11,832,651.85</b>	-	-	<b>71,271.15</b>	-	
Other Bonuses and Allowances		-	-	10,165,147.98	1,667,503.87	11,832,651.85	-	-	71,271.15	-	
Performance Based Bonus - Civilian	5010299014	-	-	10,165,147.98	1,667,503.87	11,832,651.85	-	-	-	-	
<b>Pension and Gratuity Fund</b>		-	-	<b>11,644,022.00</b>	<b>769,532.00</b>	<b>12,413,554.00</b>	-	-	-	-	
<b>Other Personnel Benefits</b>	<b>5010400000</b>	-	-	<b>11,644,022.00</b>	<b>769,532.00</b>	<b>12,413,554.00</b>	-	-	-	-	




Particulars	UACS CODE	Appropriations			Allotments					Obligations				
		Authorized Appropriations	Adjustments (Transfer To/From, Modifications/ Augmentations)	Adjusted Appropriations	Allotments Received	Adjustments (Reductions, Modifications/ Augmentations)	Transfer To	Transfer From	Adjusted Allotments	1st Quarter Ending March 31	2nd Quarter Ending June 30	3rd Quarter Ending September 30	4th Quarter Ending December 31	Total
1	2	3	4	5=(3+4)	6	7	8	9	10=[(6+(-)7)-8+9]	11	12	13	14	
Terminal Leave Benefits		-	12,413,554.00	12,413,554.00	-	12,413,554.00	-	-	12,413,554.00	-	-	11,644,022.00	769,532.00	12,413,554.00
Terminal Leave Benefits - Civilian	5010403001	-	12,413,554.00	12,413,554.00	-	12,413,554.00	-	-	12,413,554.00	-	-	11,644,022.00	769,532.00	12,413,554.00
<b>GRAND TOTAL</b>		<b>1,718,603,000.00</b>	<b>28,366,011.00</b>	<b>1,746,969,011.00</b>	<b>1,702,566,812.00</b>	<b>24,317,477.00</b>	-	-	<b>1,726,884,289.00</b>	<b>150,690,237.56</b>	<b>627,634,419.42</b>	<b>244,430,960.60</b>	<b>595,728,620.07</b>	<b>1,618,484,237.65</b>


Particulars	Disbursements					Balances			
	1st Quarter Ending March 31	2nd Quarter Ending June 30	3rd Quarter Ending September 30	4th Quarter Ending December 31	Total	Unreleased Appropriations	Unobligated Allotments	Unpaid Obligations (15-20)=(23+24)	
								Due and Demandable	Not Yet Due and Demandable
1	16	17	18	19	20=(16+17+18+19)	21=(5-10)	22=(10-15)	23	24
Terminal Leave Benefits	-	-	11,644,022.00	769,532.00	12,413,554.00	-	-	-	-
Terminal Leave Benefits - Civilian	-	-	11,644,022.00	769,532.00	12,413,554.00	-	-	-	-
<b>GRAND TOTAL</b>	<b>144,334,576.35</b>	<b>627,581,123.50</b>	<b>206,544,201.62</b>	<b>602,679,182.82</b>	<b>1,581,139,084.29</b>	<b>20,084,722.00</b>	<b>108,400,051.35</b>	<b>5,911,761.93</b>	<b>31,433,391.43</b>

This report was generated using the Unified Reporting System on 26/10/2023 25:37 ; Status : SUBMITTED

Certified Correct:

  
RAMOS, ROMEO LANDICHO  
 Budget Officer  
 Date:


Certified Correct:

  
FALO, DANIEL JOHN FROGOSA  
 Accountant  
 Date:

Recommending Approval:

  
RAMOS, ROMEO LANDICHO  
 Director, FMS  
 Date:

Approved by:

  
RONQUILLO, TIRSO ALCOS  
 Agency Head  
 Date